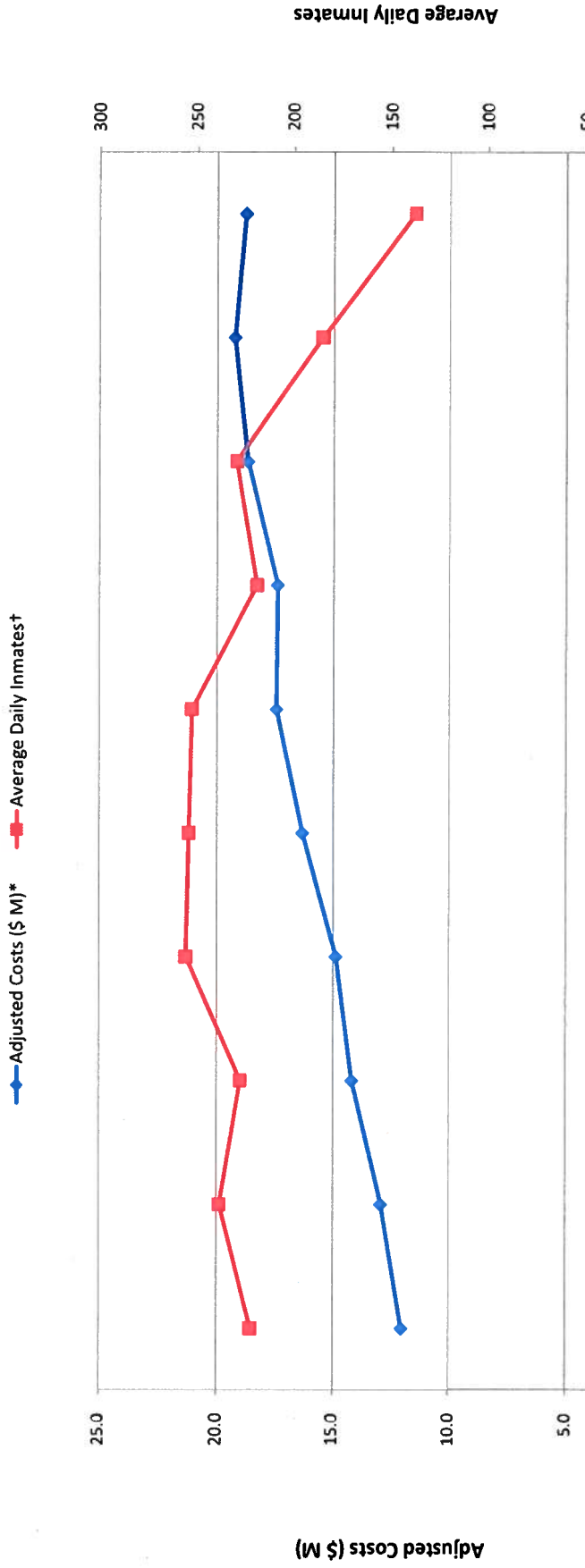
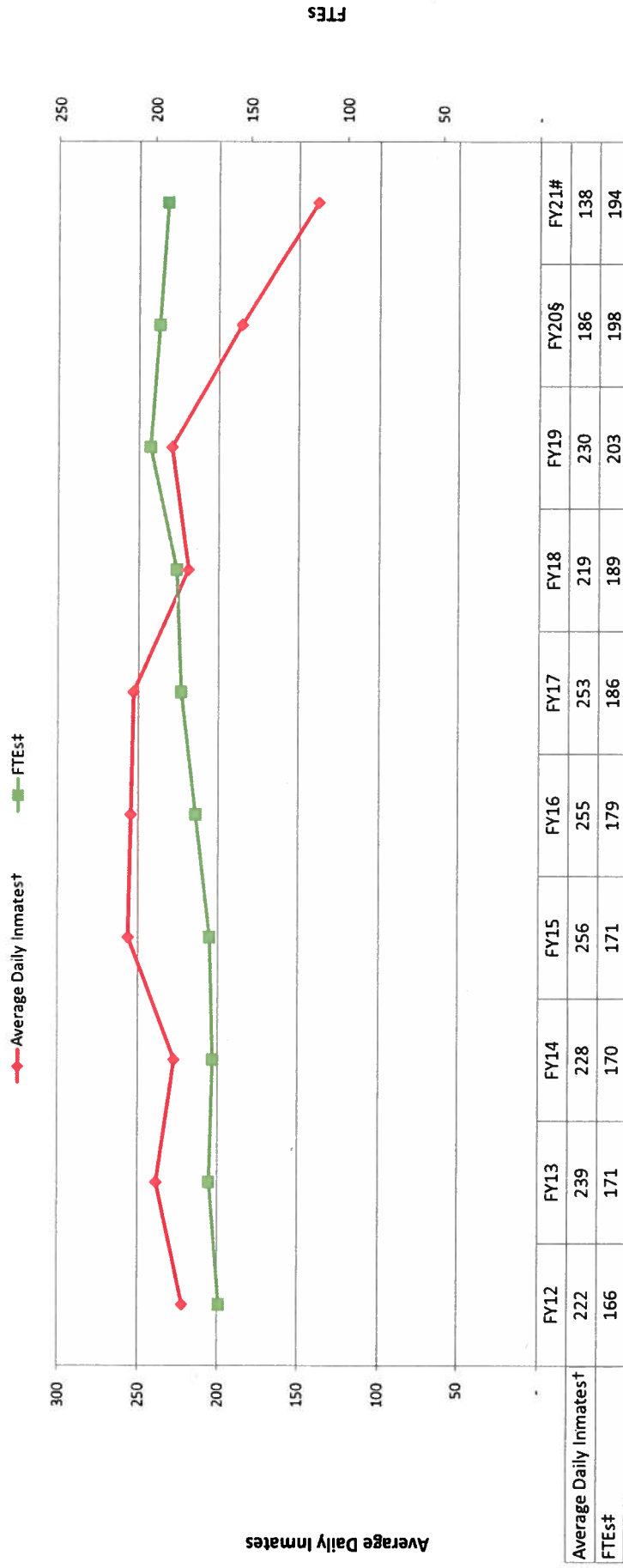


### Adjusted Costs vs. Average Daily Inmates



\* Adjusted costs adjust actual spending figures to reflect actual costs incurred in a fiscal year  
 † Inmate data from DOC - annual numbers are based on an average of quarterly snapshots (July, Oct., Jan., April)  
 FY20 data is based on estimates. FY12-19 data uses actuals.  
 #FY21 data is based on H.2 for spending and most recent snapshot for inmates and FTEs.

### Average Daily Inmates vs. FTEs



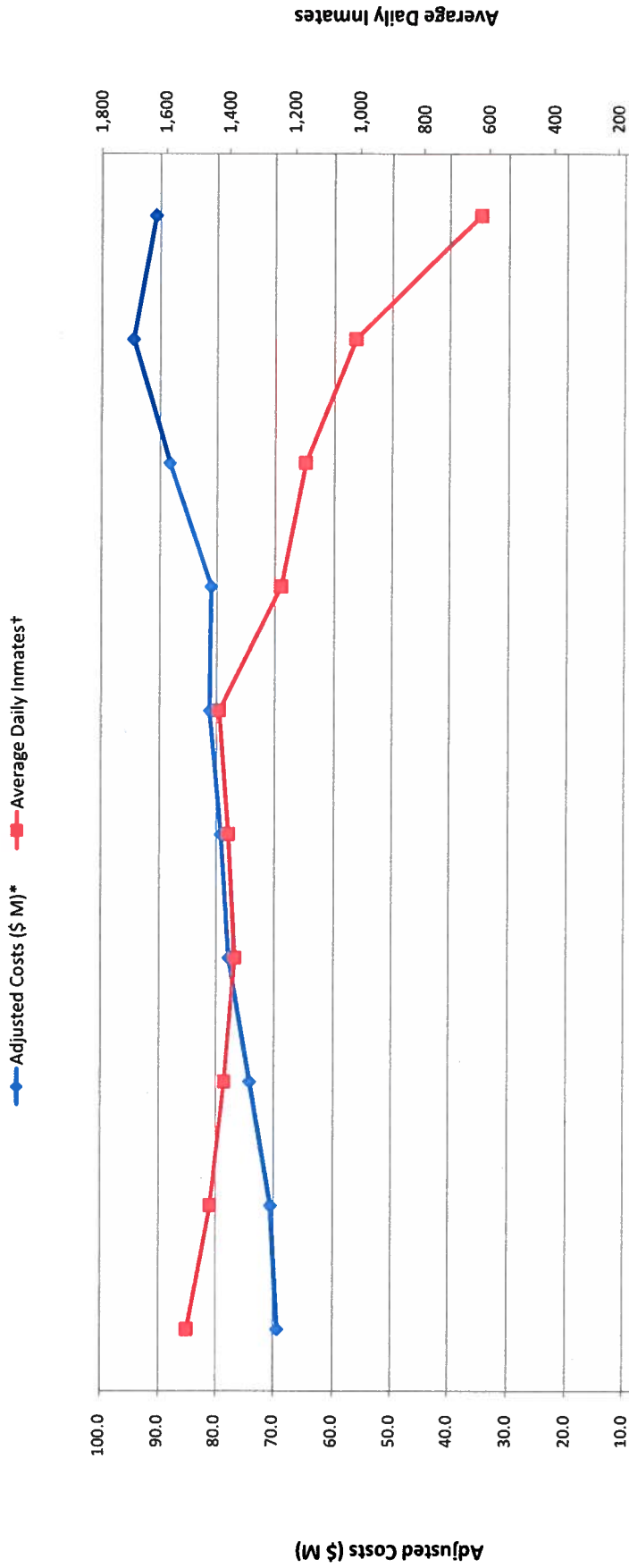
† Inmate data from DOC - annual numbers are based on an average of quarterly snapshots (July, Oct., Jan., April)

# FTE data - annual averages taken from five snapshots throughout the fiscal year

FY20 data is based on estimates. FY12-19 data uses actuals.

#FY21 data is based on H.2 for spending and most recent snapshot for inmates and FTEs.

### Adjusted Costs vs. Average Daily Inmates



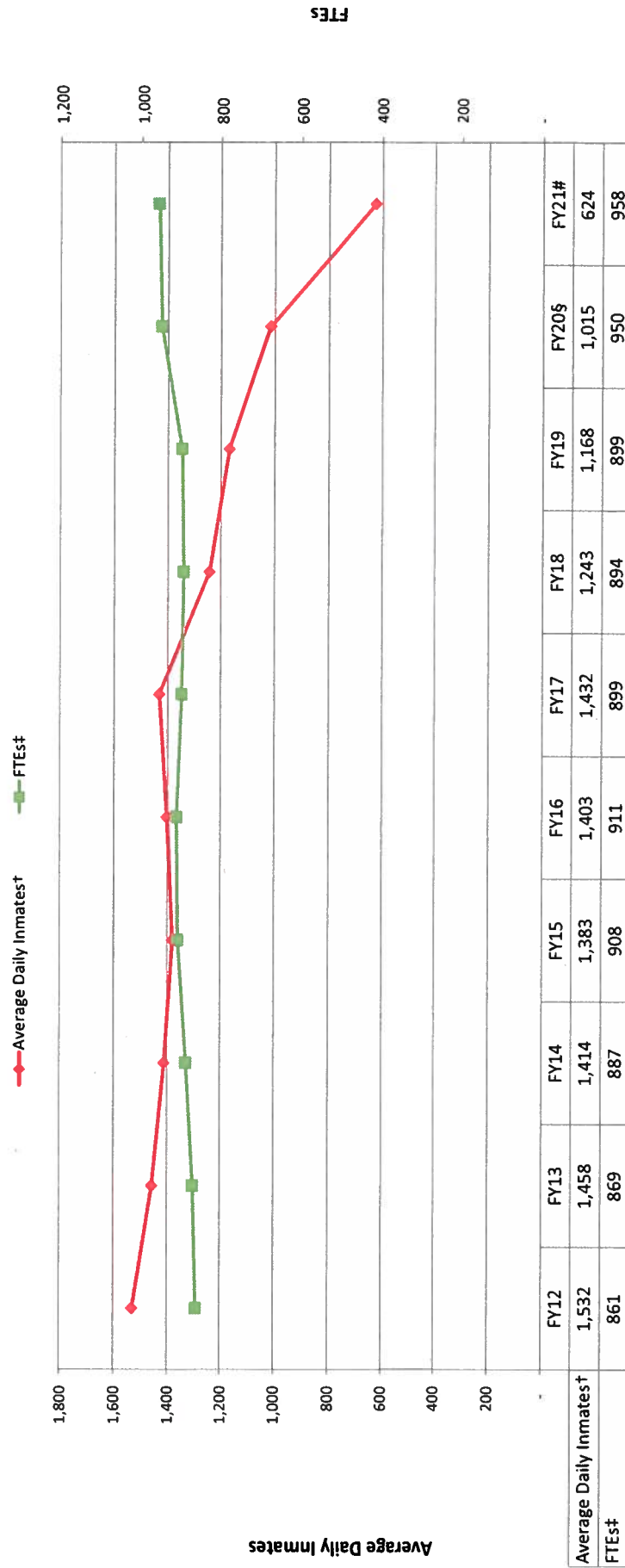
\* Adjusted costs adjust actual spending figures to reflect actual costs incurred in a fiscal year

† Inmate data from DOC - annual numbers are based on an average of quarterly snapshots (July, Oct., Jan., April)

FY20 data is based on estimates. FY12-19 data uses actuals.

#FY21 data is based on H.2 for spending and most recent snapshot for inmates and FTEs.

### Average Daily Inmates vs. FTEs



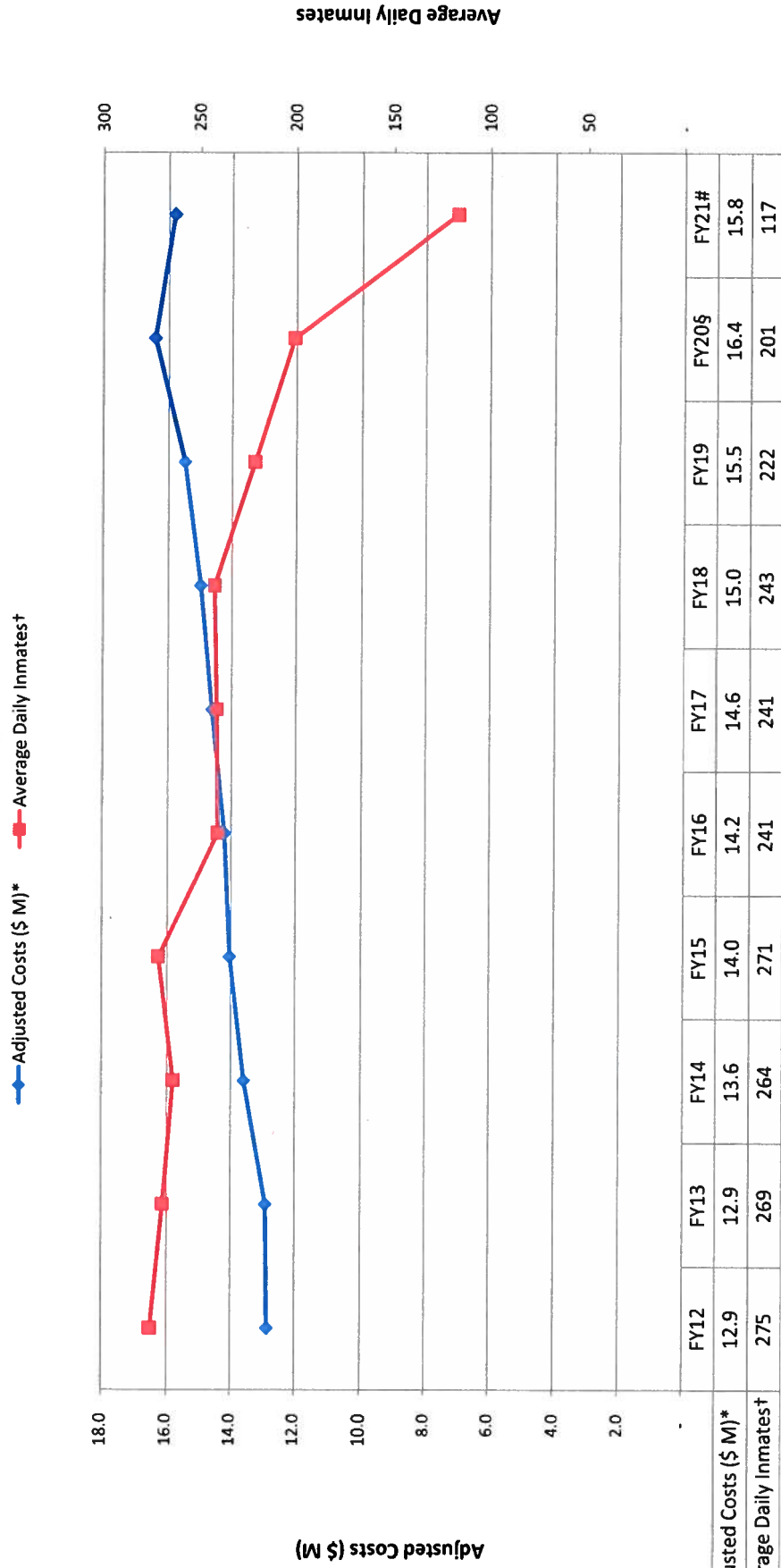
† Inmate data from DOC - annual numbers are based on an average of quarterly snapshots (July, Oct., Jan., April)

‡ FTE data - annual averages taken from five snapshots throughout the fiscal year

FY20 data is based on estimates. FY12-19 data uses actuals.

#FY21 data is based on H.2 for spending and most recent snapshot for inmates and FTEs.

### Adjusted Costs vs. Average Daily Inmates



\* Adjusted costs adjust actual spending figures to reflect actual costs incurred in a fiscal year

† Inmate data from DOC - annual numbers are based on an average of quarterly snapshots (July, Oct., Jan., April)

FY20 data is based on estimates. FY12-19 data uses actuals.

#FY21 data is based on H.2 for spending and most recent snapshot for inmates and FTEs.

### Average Daily Inmates vs. FTEs



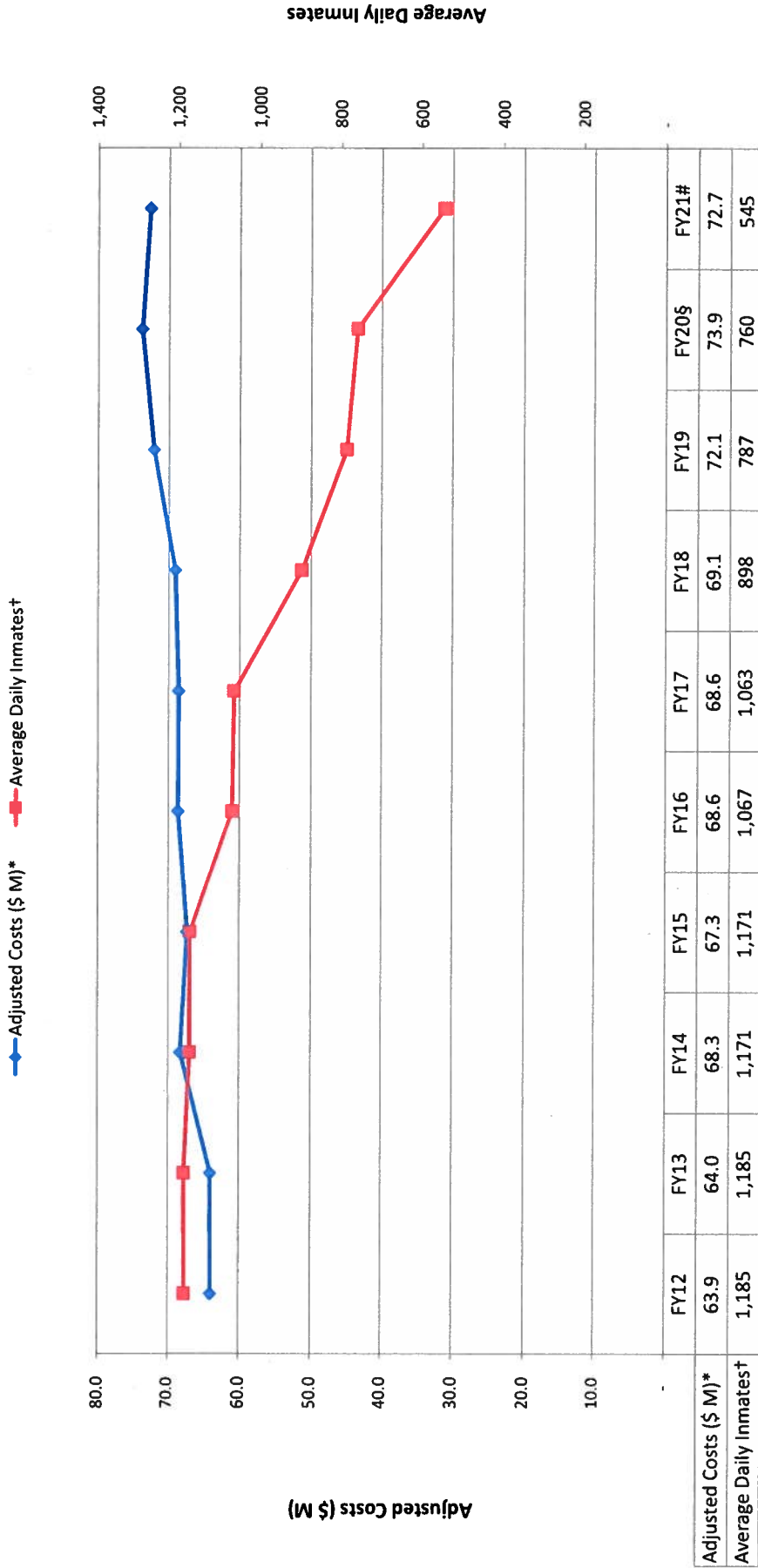
† Inmate data from DOC - annual numbers are based on an average of quarterly snapshots (July, Oct., Jan., April)

# FTE data - annual averages taken from five snapshots throughout the fiscal year

FY20 data is based on estimates. FY12-19 data uses actuals.

#FY21 data is based on H.2 for spending and most recent snapshot for inmates and FTEs.

### Adjusted Costs vs. Average Daily Inmates



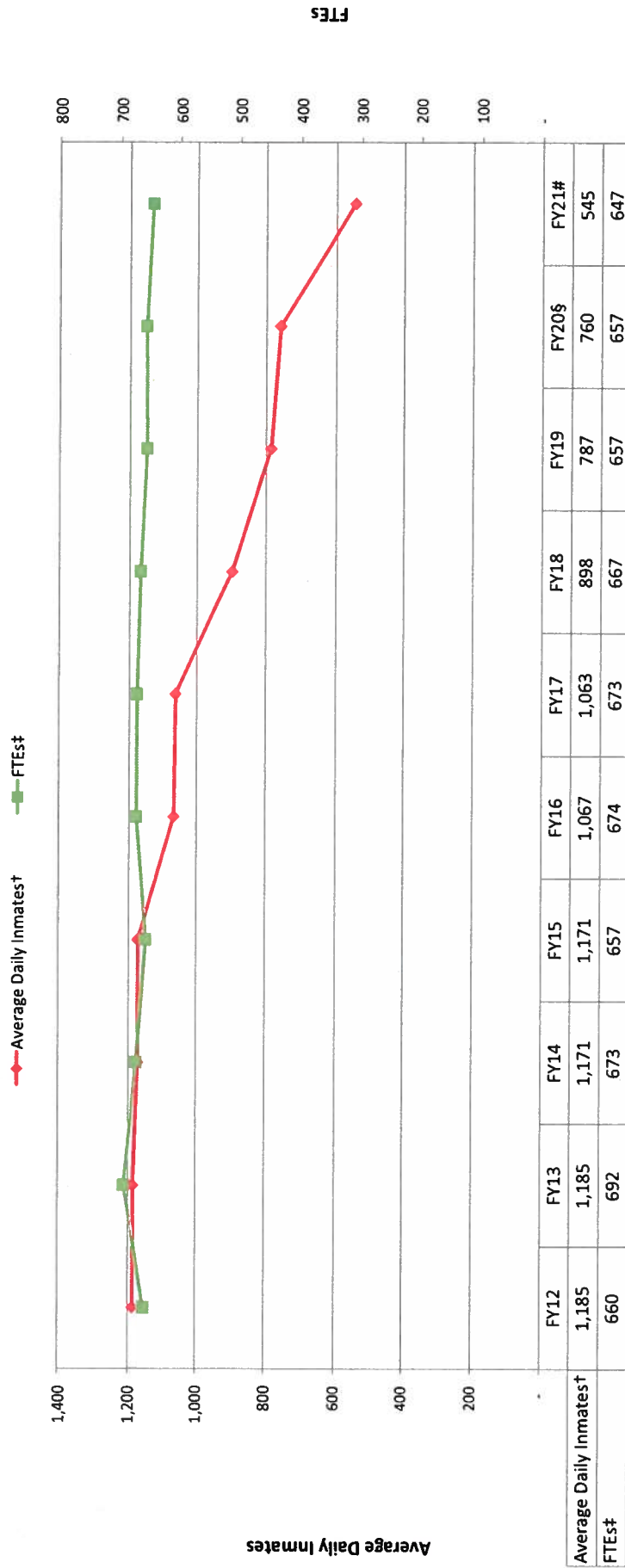
\*Adjusted costs adjust actual spending figures to reflect actual costs incurred in a fiscal year

†Inmate data from DOC - annual numbers are based on an average of quarterly snapshots (July, Oct., Jan., April)

FY20 data is based on estimates. FY12-19 data uses actuals.

#FY21 data is based on H.2 for spending and most recent snapshot for inmates and FTEs.

### Average Daily Inmates vs. FTEs



† Inmate data from DOC - annual numbers are based on an average of quarterly snapshots (July, Oct., Jan., April)

# FTE data - annual averages taken from five snapshots throughout the fiscal year

FY20 data is based on estimates. FY12-19 data uses actuals.

#FY21 data is based on H.2 for spending and most recent snapshot for inmates and FTEs.



### Adjusted Costs vs. Average Daily Inmates



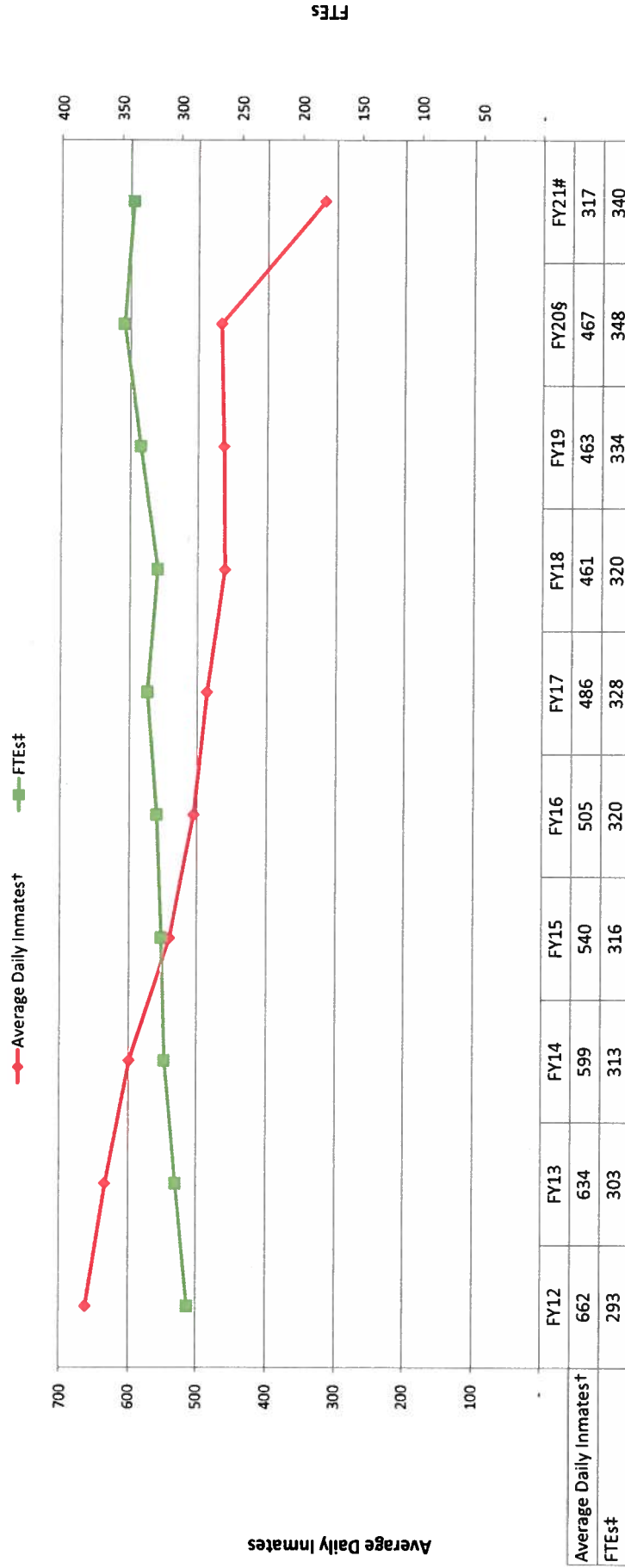
\* Adjusted costs adjust actual spending figures to reflect actual costs incurred in a fiscal year

† Inmate data from DOC - annual numbers are based on an average of quarterly snapshots (July, Oct., Jan., April)

FY20 data is based on estimates. FY12-19 data uses actuals.

#FY21 data is based on H.2 for spending and most recent snapshot for inmates and FTEs.

### Average Daily Inmates vs. FTEs



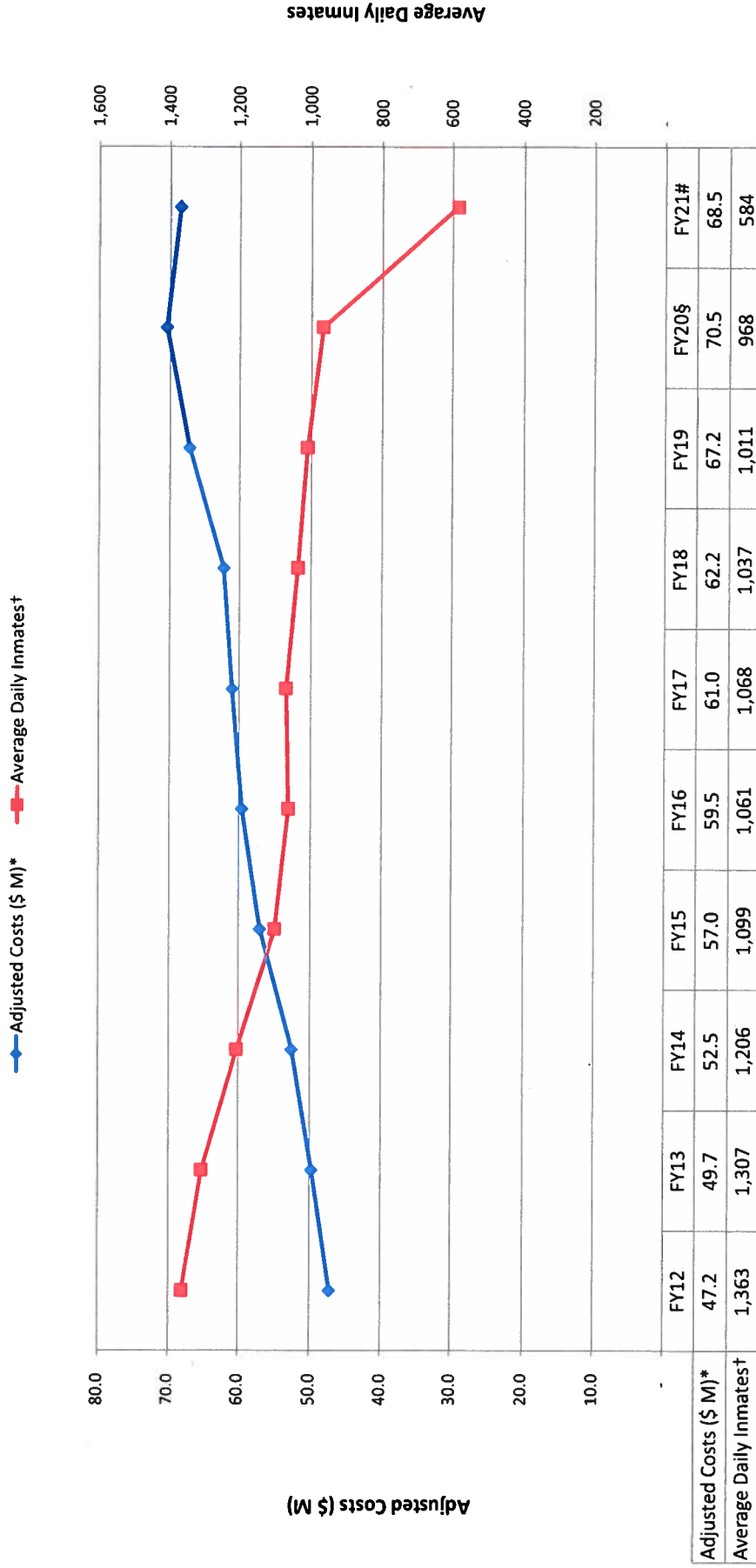
† Inmate data from DOC - annual numbers are based on an average of quarterly snapshots (July, Oct., Jan., April)

‡ FTE data - annual averages taken from five snapshots throughout the fiscal year

FY20 data is based on estimates. FY12-19 data uses actuals.

#FY21 data is based on H.2 for spending and most recent snapshot for inmates and FTEs.

### Adjusted Costs vs. Average Daily Inmates



\* Adjusted costs adjust actual spending figures to reflect actual costs incurred in a fiscal year

† Inmate data from DOC - annual numbers are based on an average of quarterly snapshots (July, Oct., Jan., April)

FY20 data is based on estimates. FY12-19 data uses actuals.

#FY21 data is based on H.2 for spending and most recent snapshot for inmates and FTEs.

### Average Daily Inmates vs. FTEs



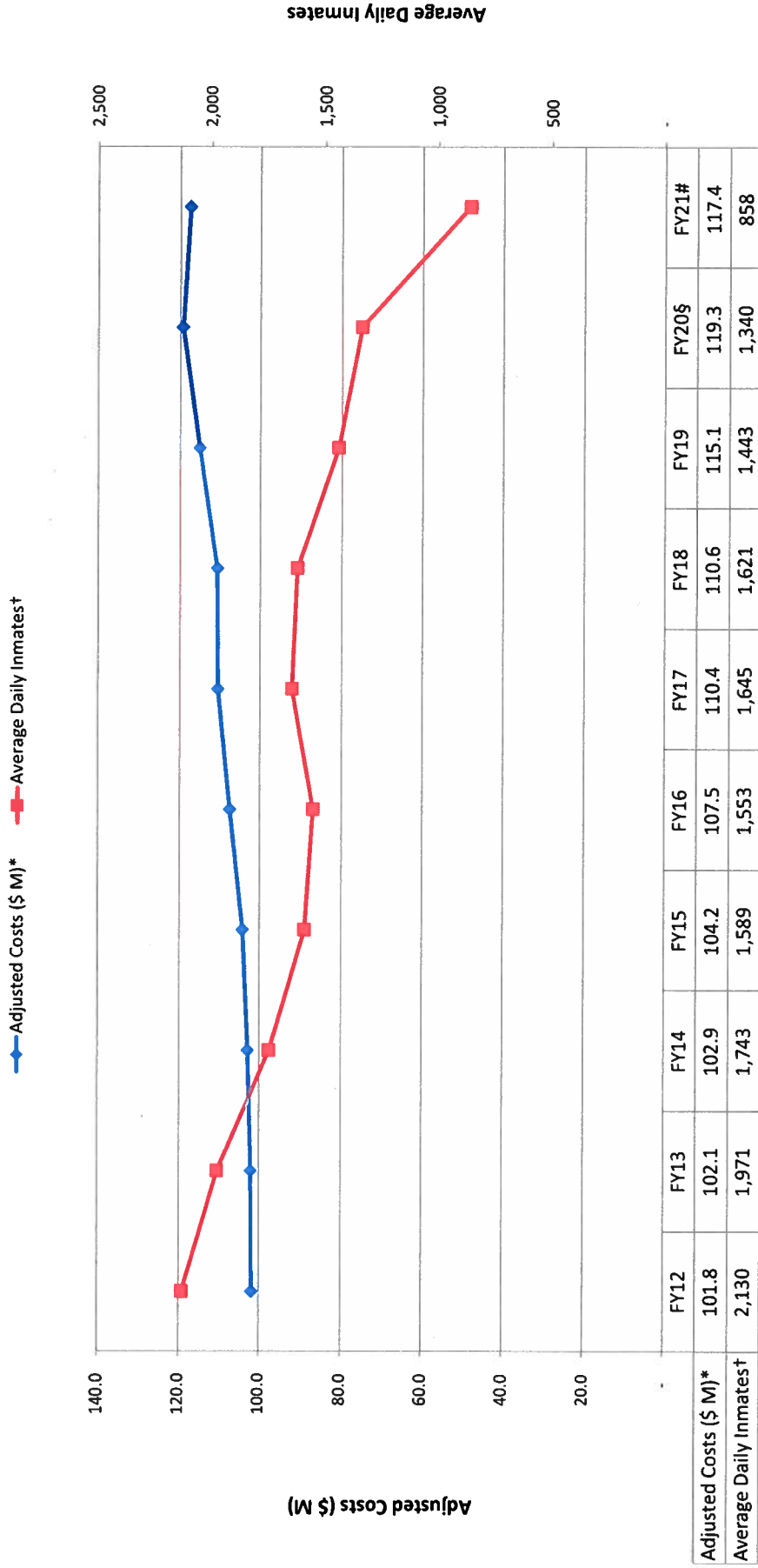
† Inmate data from DOC - annual numbers are based on an average of quarterly snapshots (July, Oct., Jan., April)

# FTE data - annual averages taken from five snapshots throughout the fiscal year

FY20 data is based on estimates. FY12-19 data uses actuals.

#FY21 data is based on H.2 for spending and most recent snapshot for inmates and FTEs.

### Adjusted Costs vs. Average Daily Inmates



\* Adjusted costs adjust actual spending figures to reflect actual costs incurred in a fiscal year

† Inmate data from DOC - annual numbers are based on an average of quarterly snapshots (July, Oct., Jan., April)

FY20 data is based on estimates. FY12-19 data uses actuals.

#FY21 data is based on H.2 for spending and most recent snapshot for inmates and FTEs.

### Average Daily Inmates vs. FTEs



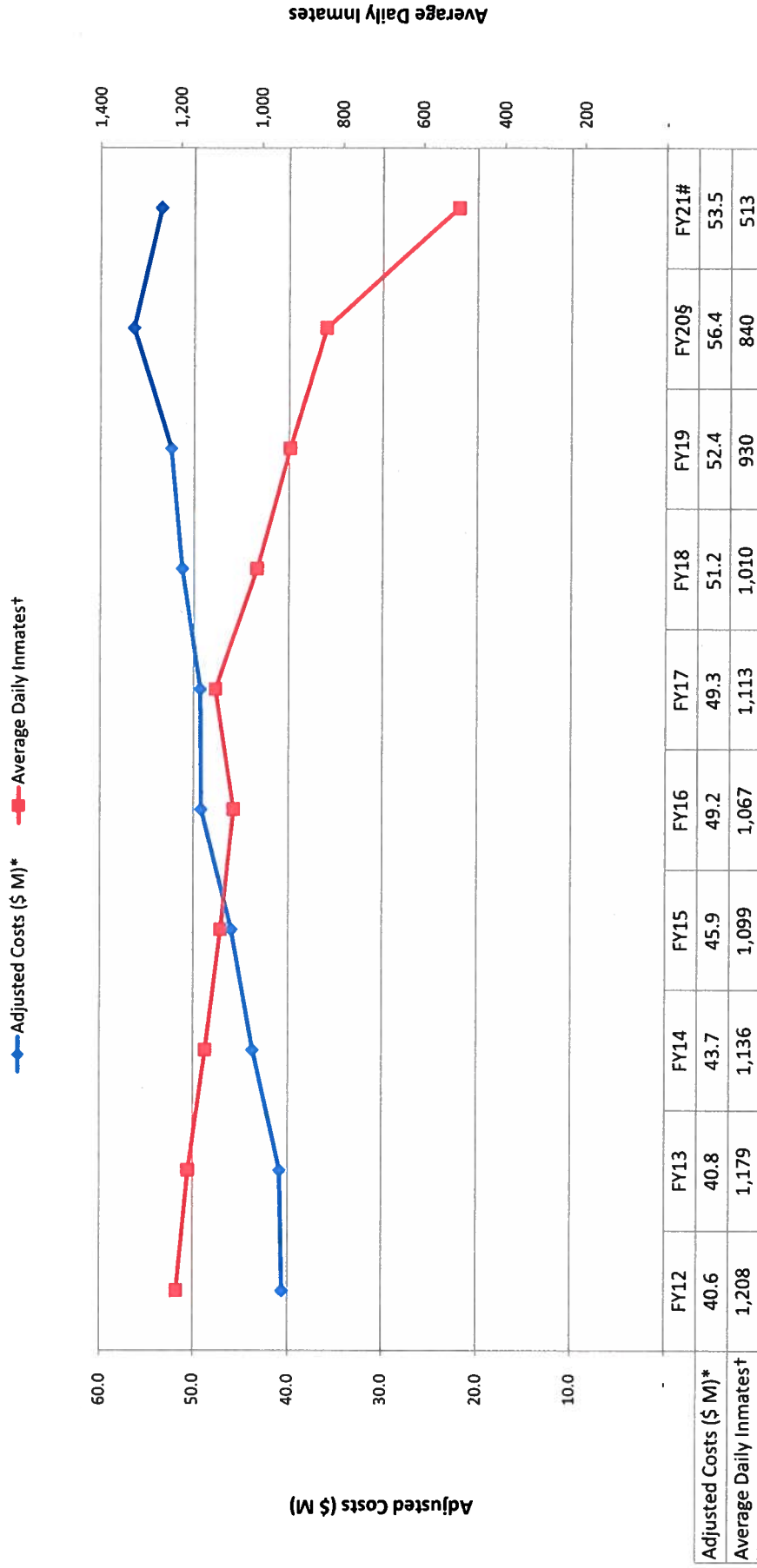
† Inmate data from DOC - annual numbers are based on an average of quarterly snapshots (July, Oct., Jan., April)

# FTE data - annual averages taken from five snapshots throughout the fiscal year

FY20 data is based on estimates. FY12-19 data uses actuals.

#FY21 data is based on H.2 for spending and most recent snapshot for inmates and FTEs.

### Adjusted Costs vs. Average Daily Inmates



\* Adjusted costs adjust actual spending figures to reflect actual costs incurred in a fiscal year

† Inmate data from DOC - annual numbers are based on an average of quarterly snapshots (July, Oct., Jan., April)

FY20 data is based on estimates. FY12-19 data uses actuals.

#FY21 data is based on H.2 for spending and most recent snapshot for inmates and FTEs.

### Average Daily Inmates vs. FTEs



† Inmate data from DOC - annual numbers are based on an average of quarterly snapshots (July, Oct., Jan., April)

# FTE data - annual averages taken from five snapshots throughout the fiscal year

FY20 data is based on estimates. FY12-19 data uses actuals.

#FY21 data is based on H.2 for spending and most recent snapshot for inmates and FTEs.